

Model: GP-OS60N Series

Approvals : CB CE 

60 Watts single output

Features:

Size : 101.6 * 50.8 * 30 mm (L*W*H)

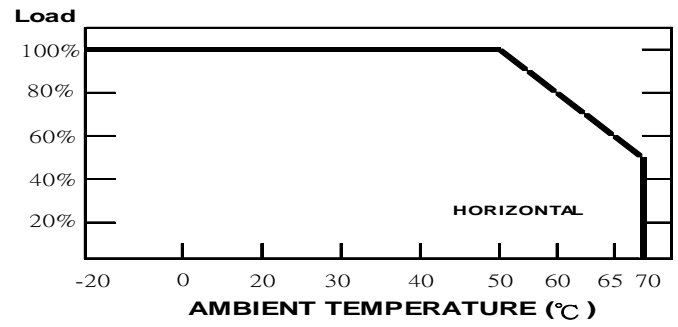
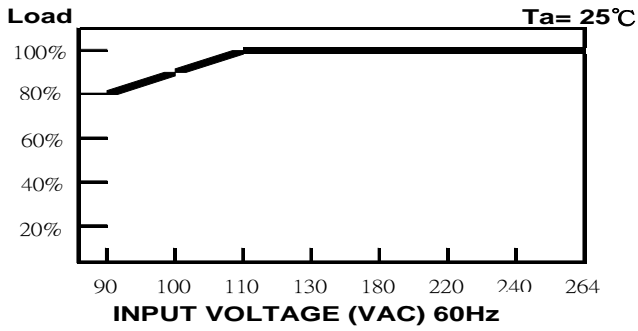
- * Universal AC input 90~264Vac.
- * 4"*2" miniature size.
- * Operation from -20°C~50°C full load.
- * Protections: SCP / OVP / OLP.
- * No load power consumption < 0.75W.
- * 105°C Main electrolytic capacitor



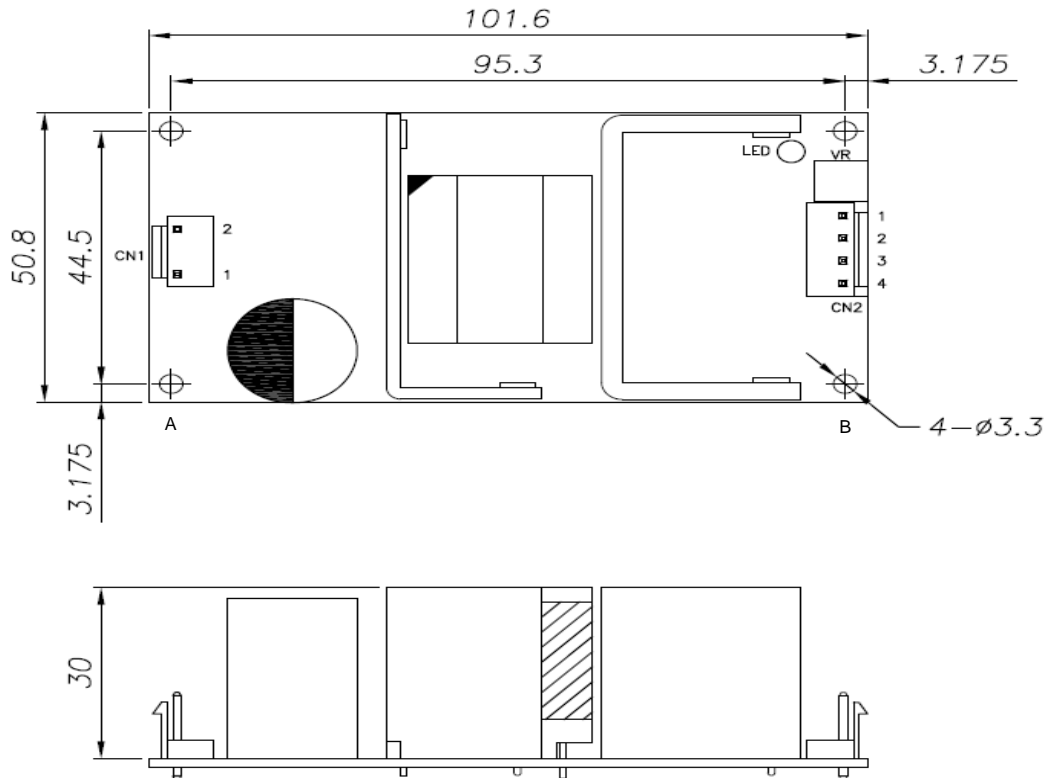
Specifications:

Model No.		OS60N-3.3	OS60N-05	OS60N-12	OS60N-15	OS60N-24	OS60N-48
Output	DC Voltage	3.3V	5V	12V	15V	24V	48V
	Rated Current Range	0-10A	0-10A	0-5A	0-4A	0-2.5A	0-1.25A
	Rated Power	33W	50W	60W	60W	60W	60W
	Ripple&Noise(Max.) <small>Note.2</small>	80mV	80mV	120mV	150mV	200mV	300mV
	Efficiency (Typ.)	76%	80%	83%	84%	85%	86%
	Voltage Adjustment Range	3.1~3.6V	4.5~5.5V	10~13V	13.5~18V	22~27V	44~52V
	Voltage Tolerance <small>Note.3</small>	±2%	±2%	±2%	±2%	±1%	±1%
	Rise Time	<30ms at full load					
Set up Time (Max.)	500ms/230vac 500ms/115vac, at cold first start.						
Hold Time (Typ.)	60ms/230Vac 13ms/115Vac at full load.						
Input	Voltage Range	90 Vac ~ 264 Vac or 127-370VDC					
	Frequency Range	47 Hz ~ 63 Hz					
	AC Current (Max.)	1.5A at 115VAC / 1A at 230VAC					
	Inrush Current (Typ.)	30A at 115VAC / 60A at 230 VAC (COLD START)					
	Leakage Current	<0.75mA / 240 Vac					
Protections	Over Load	115-150% rated output power. Type: Hiccup mode, Recovers automatically after fault condition is removed.					
	Short Circuit	Type: Hiccup mode, Recovers automatically after fault condition is removed.					
	Over Voltage	3.8-4.3V	5.75-6.5V	13.5-15V	16.9-18.75V	27-30V	54-60V
Environment	Operation Temp.	-20°C~50°C full load, 50°C~70°C(Refer to output load derating curve)					
	Operation Humidity	20% ~ 90% RH non-condensing.					
	Storage Temp.	-40 ~ +80°C					
	Storage Humidity	10% ~ 90% RH					
	Vibration	10-500 Hz, 2G 10 min./1 cycle, period for 60 min. each along X, Y, Z axes.					
Safety & EMC	Safety Standards	UL60950-1, TUV EN60950-1, Approved.					
	Withstand Voltage	I/P - O/P: 3 K VAC I/P - FG: 1.5KVAC O/P - FG: 0.5KVAC					
	Isolation Resistance	100M ohms / 500VDC at 25 °C : I/P-O/P, I/P-FG, O/P-FG					
	EMI Conduction&Radiation	Compliance to EN55022 class B, CISPR22 class B					
	Harmonic Current	Compliance to EN61000-3-2, -3					
Others	EMS Immunity	Compliance to EN61000-4-2, 3, 4, 5, 6, 8, 11 Light industry level, criteria A					
	MTBF	450K hours min. MIL-HDBK-217F(25°C)					
	Dimension(L*W*H)	101.6 * 50.8 * 30mm					
	Packing(L*W*H)/Carton	525 * 277 * 237mm					
Note	Weight	0.145KG/PCS N. W: 15KG/Carton					
		<ol style="list-style-type: none"> 1. All specifications not specially mentioned are measured at 230Vac and 25°C ambient temperature. 2. Ripple & Noise are measured at 20MHz bandwidth by using a 12" twisted pair-wire terminated with 0.1uf & 47uf parallel capacitor. 3. Voltage Tolerance: includes line regulation, load regulation and set-up tolerance. 4. The power supply is considered a component which will be installed into a final equipment. The final equipment must be re-confirmed that it still meets EMC directives. 5. Mounting Holes A, B must be grounded for EMI and Safety purposes. 					

Derating Curve



Mechanical Specification



AC Input Connector (CN1): WST M3-I39606S or equivalent

Pin No.	Assignment	Mating Housing	Terminal
1	AC/N	WST P3-I39606 or equivalent	WST I39606PS-2 or equivalent
2	AC/L		

DC Output Connector (CN2): WST M4-I39606 or equivalent

Pin No.	Assignment	Mating Housing	Terminal
1,2	+V	WST P4-I39606 or equivalent	WST I39606PS-2 or equivalent
3,4	-V		