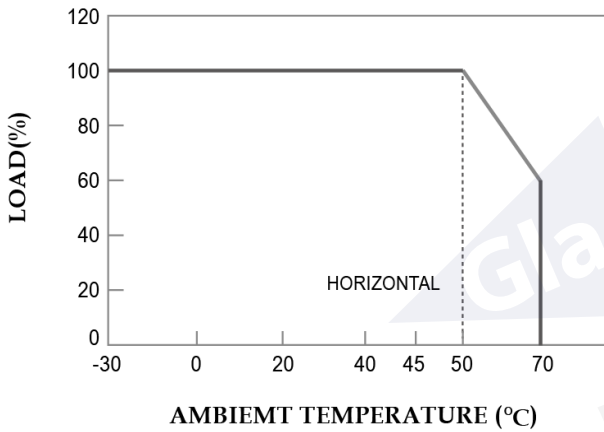
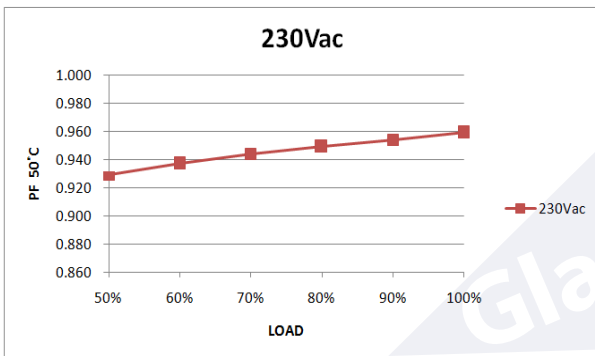


■ **Derating Curve**



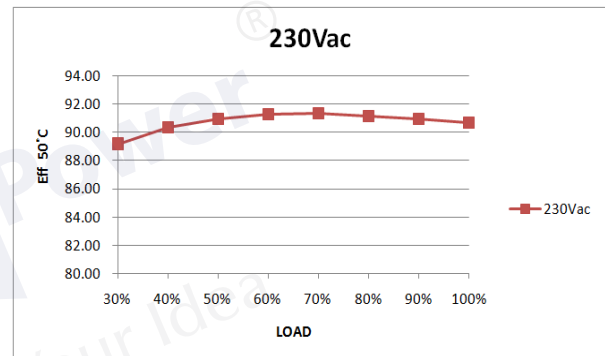
■ **Power Factor (PF) Characteristic (※Ta at 50°C)**

GP-CVM300P-24VH Model

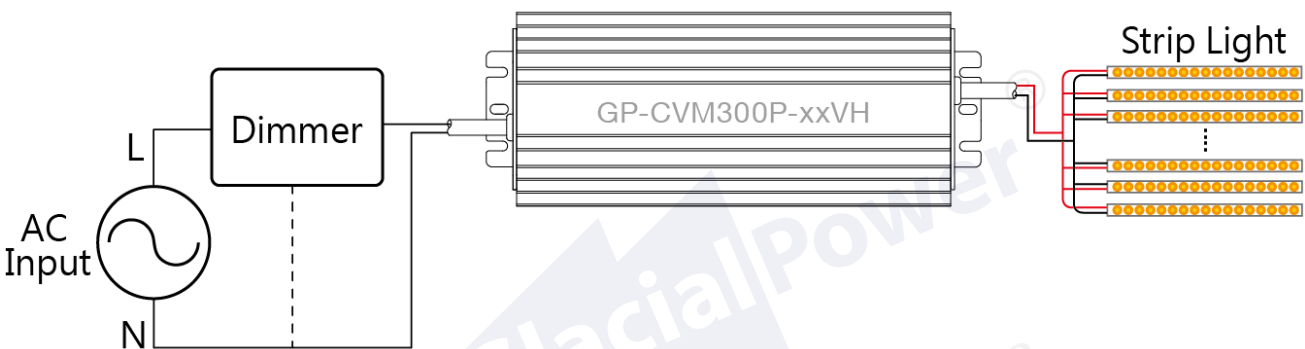


■ **Efficiency vs Load (※Ta at 50°C)**

GP-CVM300P-24VH Model




■ **Wiring Diagram**



GlacialPower®

The excellent heat dissipation design of GlacialPower GP-CVM LED driver to ensure high and stable reliability for long-term use.



Very low profile design of aluminum housing –
Quickly transmit the heat from the inside components to the aluminum housing.

Large area of heat dissipation design –
Quickly dissipate the heat from aluminum fins into the surrounding air.

■ Application



LED Signage



LED Neon Flex, LED Strip & LED Light Box