

## Model: GP-LVB024-32D 48W

### 48W Constant Voltage LED Driver

#### Features

- Universal AC input from 90 to 305VAC.
- Built-in Active PFC Function.
- Constant Voltage Mode  
(Designed for LED Strip Lighting Only).
- Protections: OCP and SCP.
- Excellent for Furniture Lighting and Cramped Spaces.
- Slim Enclosure and Terminal Block Design for Easy Installation.

#### Approvals



#### Size

300 \* 33.3 \* 28 mm (L\*W\*H)




#### Specifications

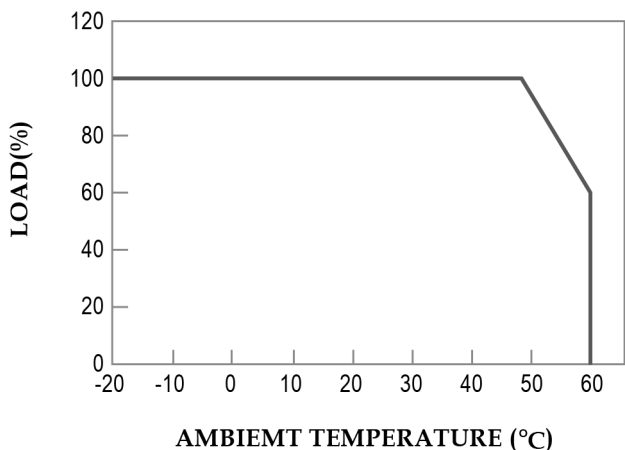
Model No.	GP-LVB024-32D	
Output	DC voltage	24V
	Rated Current Range	0-2A
	Ripple & Noise (max.) note.2	3Vp-p
	Voltage Tolerance note.3	± 5%
	Rated Power(max)	48W
	Efficiency (Typ.) note.1	84%
	Setup Time (max.)	2S at 230VAC Full Load
Input	Voltage Range	100VAC-240VAC / 277VAC for North American Only
	Frequency Range	50 Hz / 60 Hz
	AC Current	0.6A at 115VAC/ 0.3A at 230VAC /0.25A at 277VAC
	Power Factor	PF > 0.97/115VAC, PF > 0.92/230VAC, PF > 0.9/277VAC
	Inrush Current (max)	<10A/230VAC
	Leakage Current	<1mA / 240VAC
Protections	Over Current	110%-130% Constant current limiting, auto-recovery
	Short Circuit	Hiccup mode: Recovers automatically after fault condition has been removed.
Environment	Ambient Temp.	-20°C~+50°C full load .
	Operating Humidity	20% ~ 95% RH non-condensing.
	Storage Temp. / Humidity	-20 ~ +80°C / 10% ~ 95% RH
Safety & EMC	Safety Standards	Meet EN61347-1 , EN61347-2-13 ; UL8750 refer 1310
	Withstand Voltage	Meet I/P-O/P: 3.75KVAC
	Isolation Resistance	Meet I/P-O/P:100M ohms / 500VDC at 25°C
	EMI Conduction & Radiation	Meet Compliance to EN55015,FCC part 15
	Harmonic Current	Meet Compliance to EN61000-3-2 Class C
	EMS Immunity	Meet Compliance to EN61000-4-2,3,4,5,6,8,11;EN61547
Connection	Input	3P screw terminal black
	Output	2P screw terminal black
Others	MTBF	>100K Hours at full load and 25°C ambient conditions(MIL-HDBK-217F)
	Dimension(L x W x H)	300 x 33.3 x 28 mm; 472.5g/pcs

Note	<ol style="list-style-type: none"> <li>1. All specifications not specially mentioned are measured at 230VAC and 25°C ambient temperature.</li> <li>2. Ripple &amp; Noise are measured at 20MHz bandwidth by using a 12" twisted pair-wire terminated with 0.1uf &amp; 47uf parallel capacitor.</li> <li>3. Tolerance: includes line regulation, load regulation and set-up tolerance.</li> <li>4. The power supply is considered a component which will be installed final equipment. The final equipment must be re-confirmed that it still meets EMC directives.</li> </ol>
------	---

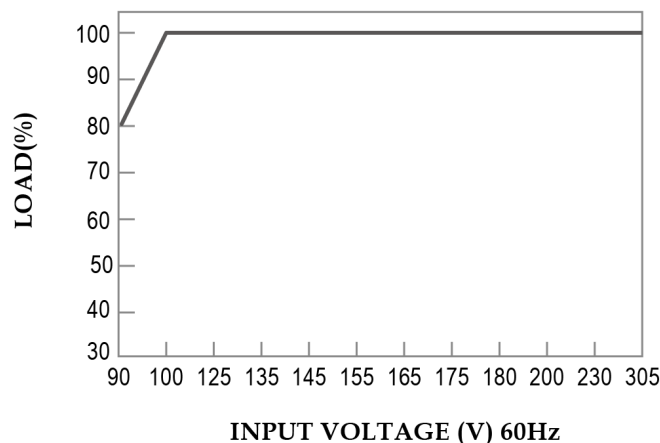
### Mechanical Specification



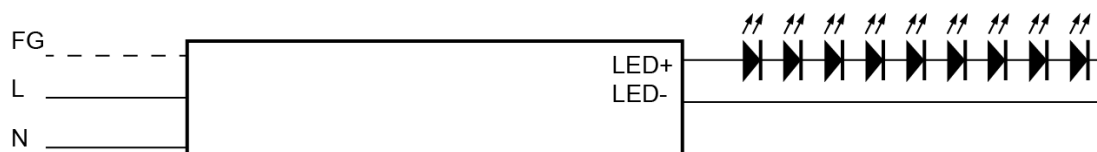
### Derating Curve



### Static Characteristics



### Wiring Diagram



## Applications

