

Model: GP-LS100P Series

Features

- Universal AC Input 90~305VAC.
- Constant Voltage / Constant Current Operation.
- Suitable for High Brightness Light-Emitting Diode Products.
- Built-in PFC Function.
- Protections: OVP / OCP / SCP / OTP.
- IP67 Design For Indoor or Outdoor Installations.
- Cooling by Free Air Convection.

Approvals



Size

222 * 68 * 39 mm (L*W*H)

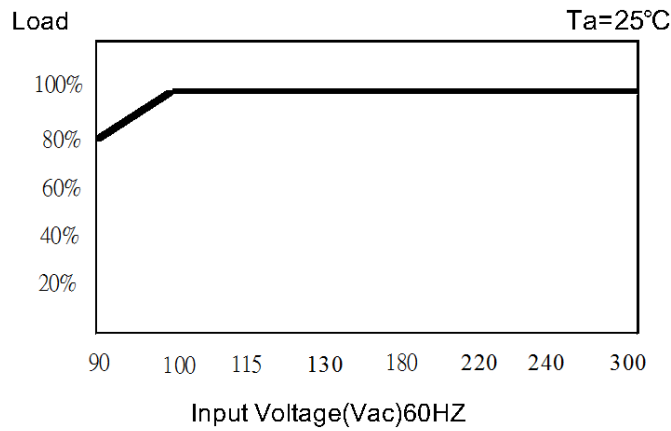
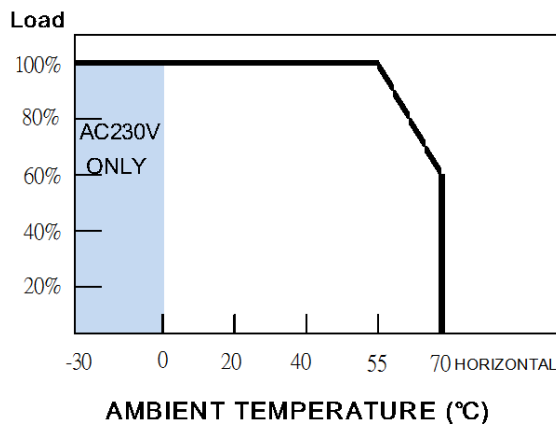


Specifications

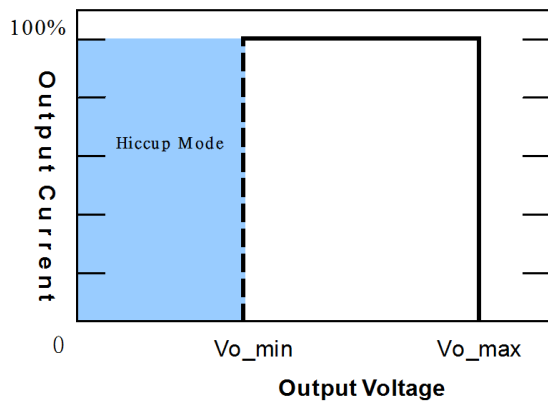
Model No.		GP-LS100P-12	GP-LS100P-15	GP-LS100P-24	GP-LS100P-30	GP-LS100P-36	GP-LS100P-48	GP-LS100P-57
Output	DC Voltage	12V	15V	24V	30V	36V	48V	57V
	Constant Current Region Note.4	9 ~ 12V	10 ~ 15V	14 ~ 24V	22 ~ 30V	26 ~ 36V	34 ~ 48V	43-57V
	Rated Current	8.3A	6.6A	4.2A	3.3A	2.8A	2.1A	1.75A
	Current Tolerance	± 5%						
	Rated Power	99.6W	99W	100.8W	99W	100.8W	100.8W	99.7W
	Ripple & Noise (Max.) Note.2	150mV	150mV	150mV	150mV	150mV	200mV	240mV
	Efficiency at 230V AC(Typ.)	88%	88%	90%	90%	90%	90.5%	90.5%
	Voltage Tolerance Note.3	-1%~5%	-1%~5%	-1%~5%	-1%~5%	-1%~5%	-1%~5%	-1%~5%
Set up time Max.)	0.7s / 230VAC, 1.5s / 115VAC, at full load.							
Input	Voltage Range	90 ~ 305VAC / 127 ~ 430VDC						
	Frequency Range	47 Hz ~ 63 Hz						
	AC Current (Max.)	1.4A at 115VAC / 0.7A at 230VAC						
	Power Factor	>0.98 at 115VAC / >0.95 at 230VAC at full load. PF ≥ 0.9 at 75% load						
	Inrush Current (Max.)	COLD START 50A at 230VAC						
	Leakage Current	<0.75mA / 240VAC						
Protections	Over Current	95~105% rated current. Type: Auto-recovery after fault condition disappeared.						
	Short Circuit	Type: Hiccup mode & recovers after fault condition disappeared.						
	Over Voltage	13.5~17V	17~21V	28~34V	34~41V	41~49V	53~65V	63-76V
	Over Temperature	Tcase: 95°C ± 10°C Type: Shutdown mode (re-power on to recover).						

Environment	Operation Temp. Note.5	-30°C ~70°C (Refer to output load derating curve)
	Operation Humidity	20% ~ 90% RH non-condensing.
	Storage Temp.	-40 ~ +80°C
	Storage Humidity	10% ~ 90% RH
	Vibration	10~500 Hz, 2G 10 min./1 cycle, period for 60 min. each along X, Y, Z axes.
Safety & EMC	Safety Standards	UL8750 (except 15V/57V), EN61347-1,EN61347-2-13 ,independent;IP67 Approved.
	Withstand Voltage	I/P-O/P: 3.75KVAC I/P-FG:1.88KVAC O/P-FG:0.5KVAC
	Isolation Resistance	I/P-O/P,I/P-FG,O/P-FG:100M ohms / 500VDC at 25°C
	EMI Conduction & Radiation	Compliance to EN55015,FCC part 15
	Harmonic Current	Compliance to EN61000-3-2 Class C(≥ 75% load),EN61000-3-3
	EMS Immunity	Compliance to EN61000-4-2,3,4,5,6,11;EN61547, Light industry level, criteria A
Others	MTBF	250K hours min. MIL-HDBK-217F(25°C)
	Dimension(L x W x H)	222 x 68 x 39mm; 1024g/pcs
Note	<ol style="list-style-type: none"> All specifications not specially mentioned are measured at 230VAC and 25°C ambient temperature. Ripple & Noise are measured at 20MHz bandwidth by using a 12" twisted pair-wire terminated with 0.1uf & 47uf parallel capacitor. Voltage Tolerance: includes line regulation, load regulation and set-up tolerance. Constant current operation region is within 75%~100% rated output voltage. This is the suitable operation region for LED related applications, but please reconfirm special electrical requirements for some specific system design. Please refer to derating curve. 	

Derating Curve



Constant Voltage / Constant Current Curve



Note: The output current will return to 100% after the AC voltage is removed for a while and ON again.

Mechanical Specification

