

Model: GP-LCxxxx-15 Series (20Watt)

Features

- Universal AC Input Range. (up to 264VAC)
- Constant Current Design.
- Class 2 Power Supply Unit.
- Built-in Active PFC Function.
- Protections: SCP/OCP.
Fully Isolated Plastic Case.

Approvals



Size

85 * 63 * 32.5 mm (L*W*H)

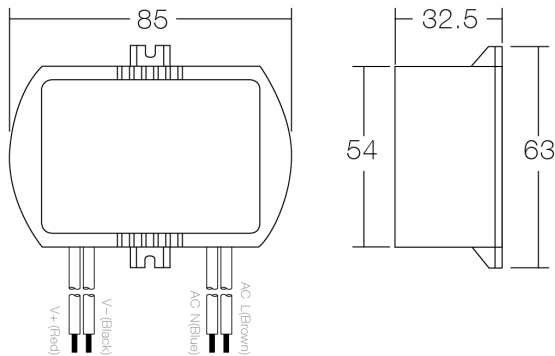


Specifications

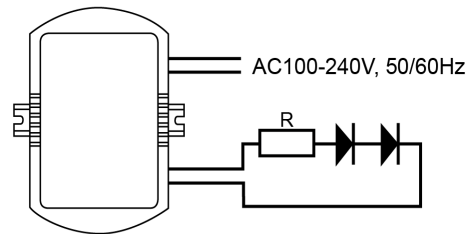
Model No.		GP-LC7034-15	GP-LC3556-15
Output	DC Voltage Range	20-34VDC	32-56VDC
	Rated Current	700mA	350mA
	Rated Max. Power	20W	20W
	Ripple & Noise (Max.) Note.2	5.1Vp-p	5.6Vp-p
	Current Tolerance (Note.3)		±6%
	Line Regulation		±2%
	Load Regulation		±6%
Input	Voltage Range (Note.4)	100-240VAC	
	Frequency Range	50 Hz / 60 Hz	
	Efficiency(Typ.) Note.1	75%	
	AC Current	0.25A at 115VAC / 0.16A at 230VAC	
	Power Factor	>0.9 at 115VAC / > 0.8 at 230VAC with full load	
	Inrush Current (Max.)	20A at 240VAC	
Protections	Short Circuit	Hiccup mode, recovers automatically after fault condition is removed.	
	Over Current	110% - 120% rated output Current, auto-recovery	
Environment	Working Temp.	-10 ~ 40°C(Refer to "Derating Curve")	
	Working Humidity	20% ~ 90% RH non-condensing.	
	Storage Temp., Humidity	-20 ~ +80°C ,10% ~ 95% RH	
Safety & EMC	Safety Standards	meet EN61347-1,EN61347-2-13 ,UL8750 refer UL1310	
	Withstand Voltage	I/P - O/P: 3.75K VAC	
	Isolation Resistance	I/P - O/P:>100M Ohms /500VDC / 25°C /70% RH	
	EMC Emission	Compliance to EN55015	
	EMC Immunity	Compliance to EN61547,EN61000-4-2,3,4,5,6,8,11	
Connection	Input	UL rated, 18AWG x 2C (150 mm)	
	Output	UL rated, 18AWG x 2C (150 mm)	
Others	MTBF	100K hours min. @Ta=25°C	
	Dimension (L x W x H)	85 x 63 x 32.5mm; 232g/pcs	

Note	<ol style="list-style-type: none"> 1. All parameters NOT specially mentioned are measured at 230VAC input, rated load and 25°C ambient temperature. 2. Ripple & Noise are measured at 20MHZ of bandwidth by using a 12" twisted pair-wire terminated with a 0.1uf & 47uf paraliel capacitor. 3. Tolerance : includes set up tolerance, line regulation and load regulation. 4. Derating may be needed under low input voltage. Please check the static characteristics for more details. 5. The power supply is considered as a component that will be operated in combination with final equipment. Since EMC performance will be affected by the complete installation, the final equipment manufacturers must re-qualify EMC Directive on the complete installation again. 6. Length of set up time is measured at first cold start. Turning ON/OFF the power supply may lead to increase of the set up time. 7. The unit might not be suitable for lighting applications in EU countries. Please check with your local authorities for the possible use of the unit. 8. Suitable for indoor use or outdoor use without direct sunlight exposure.
------	--

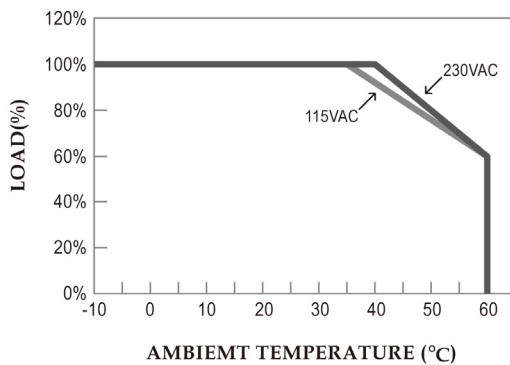
Dimension



Recommended installation



Power Derating Curve



Power Static Characteristics

