

Model: GP-LCxxxx-06 Series (3 Watts single output)

Features

- Universal AC Input 90~264VAC.
- Constant Current Operation.
- For High Brightness Light-Emitting Diode Products.
- Fully Isolated Plastic Case.
- Built-in Constant Current Limiting Design.
- Operation from -10°C ~40°C Full Load.
- Protections:OVP/OLP/ SCP.
- Class II Power Design Without Earth Pin.

Approvals



Size

42 x 29 x 22 mm (L*W*H)

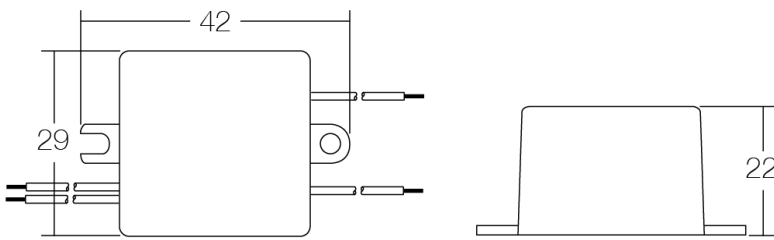


Specifications

Model No.		GP-LC3512-06	GP-LC3513-06	GP-LC7012-06
Output	LED Operation Voltage	3-8VDC	6-12VDC	3-5VDC
	Rated Current Range	350mA±6%	350mA±6%	700mA±6%
	Rated Max. Power	2.4W	3.6W	3W
	Efficiency (Typ.) 230VAC	65%	70%	60%
	Rise Time	<250ms at full load		
Input	Voltage Range	90VAC ~ 264VAC		
	Frequency Range	47 Hz ~ 63 Hz		
	AC Current	0.08A at 115VAC / 0.1A at 230VAC		
	Inrush Current	No components will be stressed over its max specification according to I2T		
	Leakage Current	<0.25mA / 240VAC		
Protections	Over Load	100~135% rated output power recovers automatically after fault condition has been removed.		
	Short Circuit	Type: Hiccup mode, Recovers automatically after fault condition is removed.		
	Over Voltage	105-120% rated output Voltage.		
Environment	Operation Temp	-10°C ~40°C full load .		
	Operation Humidity	20% ~ 95% RH non-condensing.		
	Storage Temp.	-20 ~ +80°C		
	Storage Humidity	10% ~ 95% RH		
	Vibration	10~500 Hz, 2G 10 min./1 cycle, period for 60 min. each along X, Y, Z axes.		
Safety & EMC	Safety Standards	EN61347-1, EN61347-2-13		
	Withstand Voltage	I/P - O/P: 3.75K VAC		
	Isolation Resistance	>100M ohms / 500VDC at 25°C		
	EMI Conduction & Radiation	EN55015		
	Harmonic Current	Compliance to EN61000-3-2 Class C,EN61000-3-3		
	EMS Immunity	EN61547, EN61000-4-2, 3, 4, 5, 6, 8, 11		

Others	MTBF	400K hours min.MIL-HDBK-217F(25°C)
	Dimension(L x W x H)	42 x 29 x 22mm; 34.7g/pcs
Note	<ol style="list-style-type: none"> 1. All parameters NOT specially mentioned are measured at 230VAC input, rated load and 25°C ambient temperature. 2. Constant current operation region is within the specified output voltage range above. This is the suitable operation region for LED related applications. 3. The power supply is considered a component which will be installed a final equipment. The final equipment must be re-confirmed that it still meets EMC directives. 	

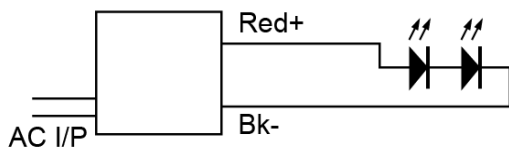
Dimension : Output connector with screw type



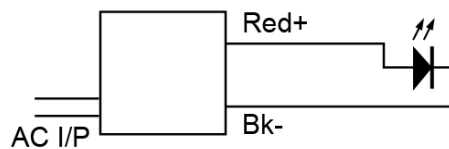
Configuration arrays when using Hi power LEDs

With the 350mA Output Current with the 700mA Output Current LC3512-06 / LC3513-06 / LC7012-06

■ GP-LC3512-06



■ GP-LC7012-06



■ GP-LC3513-06

