

Model: GP-HS15P-36CA 3-in-1 Dimming (16.2 Watts single output)

■ Features

- For High Brightness Light-Emitting Diode products.
- Universal AC input 90~264VAC.
- Fully isolated plastic case.
- Built-in 3-in-1 dimming design.
- No Load Consumption <0.5W.
- Meet application for ErP (EU) 2019/2020.
- Operation from -20°C ~60°C full load.
- Protections: OTP / SCP.
- Class II power design without earth pin.
- IP67 class.

■ Approvals

CE FCC IP67 SELV



■ Size

110 * 35 * 25 mm (L*W*H)



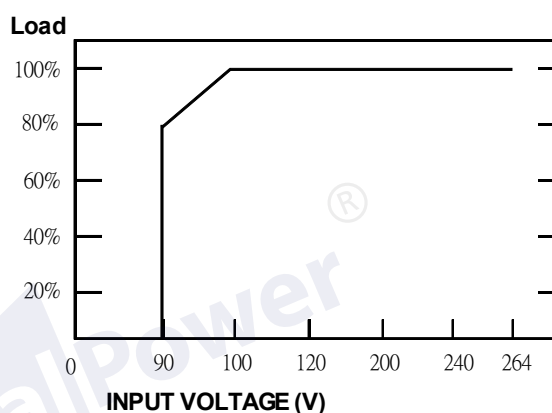
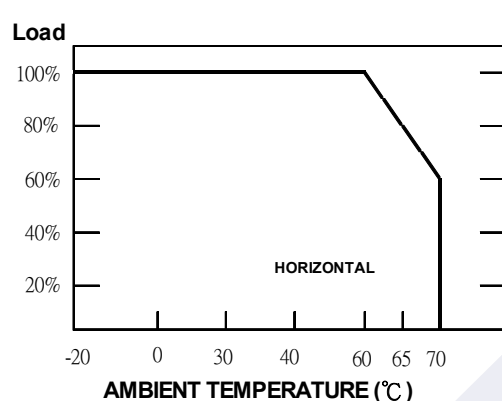
■ Specifications

GP-HS15P-xxCA (xx: for Output Voltage; C: mean that Constant Current Mode; A: Dimming)

Model No.		GP-HS15P-36CA
Output	DC Voltage	36V
	Rated Current Range	450mA
	Rated Max. Power	16.2W
	Efficiency (Typ.) <small>note.1</small>	82%
	DC Voltage Range	24 ~ 36V
	Current Tolerance	±5%
	DC Dimming	DC 0-10V or Electronic Potentiometer 0-10V
	PWM Dimming	Puls:Hi=10V Low=0V, Duty:0%~100%, Fsw 0.5-3KHZ
	Resistance Dimming	0KΩ~100KΩ
	No Load Consumption (Max.)	<0.5W at 230VAC
	Set up Time (Max)	<500ms at full load / 110VAC & 230VAC
Input	Rated Voltage	100 ~ 240VAC 141 ~ 340VDC
	Voltage Range	90VAC ~ 264VAC
	Frequency Range	47Hz ~ 63 Hz
	Power Factor Correction	≥ 0.88 at 120VAC, ≥ 0.8 at 240VAC
	AC Current	0.25A at 120VAC, 0.13A at 240VAC
	Inrush Current	11A at 115VAC, 15A at 230VAC
	Leakage Current	<0.25mA at 230VAC
Protections	Over Temperature	Tc : 95°C ±10°C Type : Hiccup Mode
	Short Circuit	Type : Hiccup Mode
Environment	Operation Temp.	-20°C ~60°C full load. (Refer to output load derating curve)
	Operation Humidity	20% ~ 95% RH non-condensing.
	Storage Temp.	-40 ~ +80°C
	Storage Humidity	10% ~ 95% RH
	Vibration	10 ~ 500 Hz, 2G 10 min. / 1 cycle, period for 60 min. each along X, Y, Z axes.

Safety & EMC	Safety Standards	meet EN61347-1,EN61347-2-13
	Withstand Voltage	I/P - O/P: 3.75 KVAC
	Isolation Resistance	I/P-O/P : 100M ohms / 500VDC at 25°C.
	EMI Conduction & Radiation	meet EN55015
	EMS Immunity	meet EN61000-4-2, 3, 4, 5, 6, 8, 11
Others	MTBF	200K hours min.MIL-HDBK-217F(25°C)
	Dimension(L x W x H)	110 x 35 x 25mm; 132.2g/pcs
Remark	1. All parameters NOT specially mentioned are measured at 240VAC input, rated load and 25°C ambient temperature. 2. Ripple & noise are measured at 20MHZ bandwidth oscilloscope and with 0.1uf & 47uf parallel capacitor. 3. The power supply is considered a component which will be installed a final equipment. The final equipment must be re-confirmed that it still meets EMC directives.	

Derating Curve



3-in-1 Dimming Control (DC/ PWM/ Resistance)

3-in-1 Dimmable Function Description

(1) 0-100KΩ Resistance Dimmable (Typical):

Resistor	Single-driver	Short	10K	20K	30K	40K	50K	60K	70K	80K	90K	100K
	Multi-driver	Short/N	10K/N	20K/N	30K/N	40K/N	50K/N	60K/N	70K/N	80K/N	90K/N	100K/N
lout (%)		0%	10%	20%	30%	40%	50%	60%	70%	80%	90%	100%

※ The length of extended wire for DIM+/- shall not exceed 20 meters. (Wire ≤ 20m)

※ N=The number of dimmer drivers should not exceed 15.(N ≤ 15)

※ DIM +/- < 7K or 7K/N, lout 0%

(2)DC: 0-10V Dimmable (Typical):

DIM(Voltage)	0V	1V	2V	3V	4V	5V	6V	7V	8V	9V	10V
lout (%)	0%	10%	20%	30%	40%	50%	60%	70%	80%	90%	100%

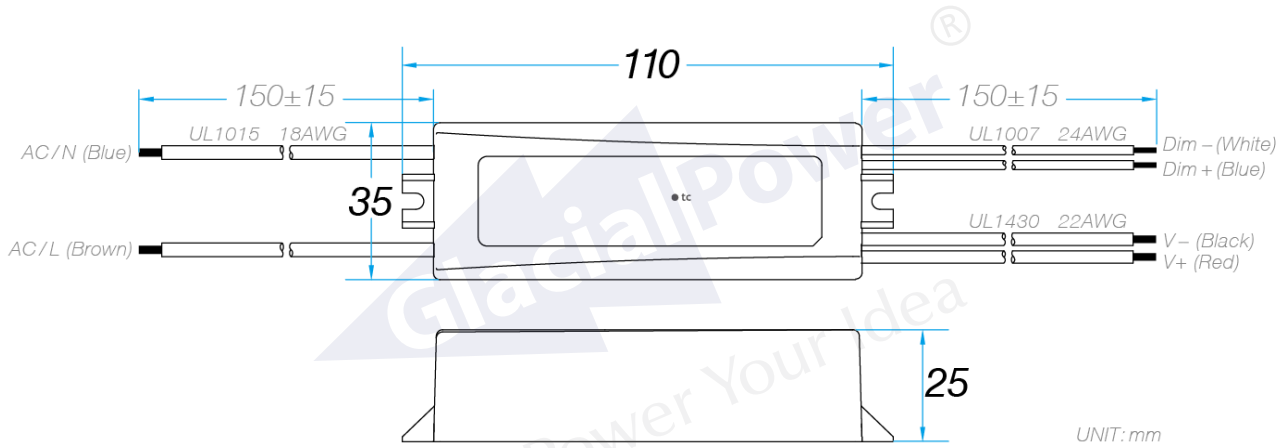
※ DIM +/- < 0.7V , lout 0%

(3)10V / PWM Dimmable (Typical):

DIM(10V/PWM Duty)	0%	10%	20%	30%	40%	50%	60%	70%	80%	90%	100%
lout (%)	0%	10%	20%	30%	40%	50%	60%	70%	80%	90%	100%

※ DIM +/- < 7% , lout 0%

■ **Mechanical Specification**



GlacialPower[®]
Power Your Idea

GlacialPower[®]
Power Your Idea