

Model: GP-CVM400P Series

■ Features

- Universal AC Input Range 90 ~ 264Vac.
- Constant Voltage mode.
- Active PFC design.
- Protections: OVP / OCP / SCP / OTP.
- High Efficiency up to 93%
- Fully Insulated Case with IP67 rated.
- Cooling by Free Air Convection. (Metal Housing)
- No-load power Consumption < 0.5W at 230Vac.
- Suitable for LED Strips and Moving Sign applications.

■ Approvals

CE FCC ENEC SELV IP67



■ Size

300 x 98 x 38.5mm (L x W x H)

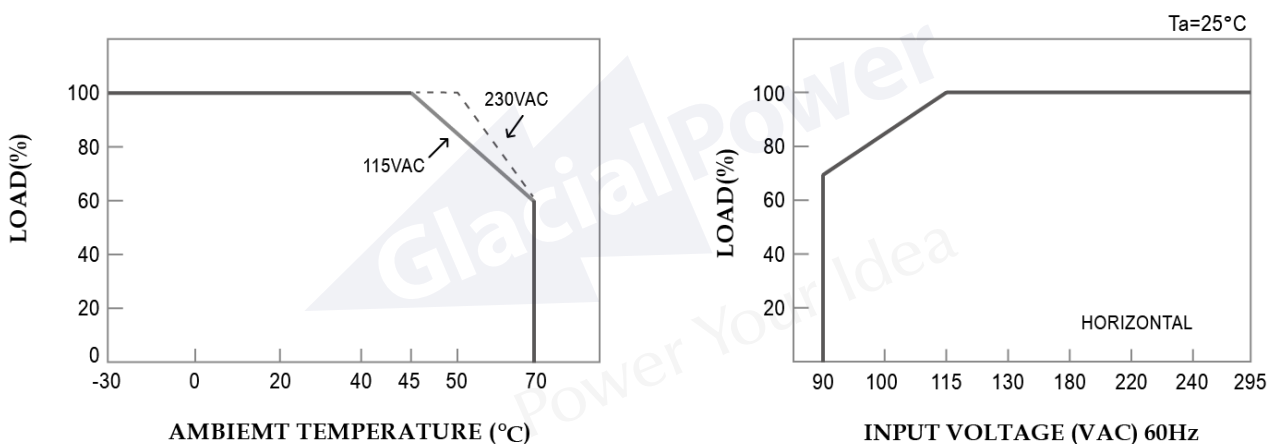


■ Specifications


Model No.		GP-CVM400P-24V	GP-CVM400P-36V	GP-CVM400P-48V
Output	DC Voltage	24V	36V	48V
	Rated Current	0-16.7A	0-11.1A	0-8.3A
	Rated Power	400.8W	399.6W	398.4W
	Ripple & Noise (Max.) Note.2	350mV	400mV	500mV
	Efficiency at 230Vac (Typ.)	93%	93%	93%
	Voltage Tolerance Note.3	± 5%	± 5%	± 5%
	Set up time (Max.)	0.5s / 230Vac, 1s / 115Vac, at full load.		
Input	Rated Voltage	100 ~ 240Vac		
	Voltage Range	90 ~ 264Vac		
	Frequency Range	47 Hz ~ 63 Hz		
	AC Current (Max.)	5A at 115Vac / 2.5A at 230Vac		
	Power Factor	>0.98 at 115Vac / >0.94 at 230Vac at full load. PF ≥ 0.9 at 70% load		
	Total Harmonic Distortion	THD < 20% at 230Vac, full load Note 4.		
	Inrush Current (Max.)	Cold Start 120A (Td=1020us measured at 50% Ipeak) at 230VAC		
	Max. Number of PSUs on Circuit Breaker	B type : 1 unit (25A), C type : 1 unit (16A) / 2 units (25A), D type : 3 units (16A) / 4 units (25A) at 230VAC		
Leakage Current	<1mA / 240Vac			
Protections	Over Current	105~180% rated current. Type: Auto recover after fault condition disappeared.		
	Short Circuit	Type: Hiccup mode & recovers after fault condition disappeared.		
	Over Voltage	26~38V	38~50V	50~65V
		Type: Hiccup mode (Auto recovers after fault condition disappeared).		
Over Temperature	Tcase : 100°C ± 10°C			
	Type: Shutdown mode(re-power on to recover).			


Environment	Operation Temp.	-30°C ~50°C (Refer to output load derating curve)
	Operation Humidity	20% ~ 90% RH non-condensing.
	Storage Temp.	-40 ~ +80°C
	Storage Humidity	10% ~ 90% RH
	Vibration	10~500 Hz, 2G 10 min./1 cycle, period for 60 min. each along X, Y, Z axes.
Safety& EMC	Safety Standards	EN61347-1, EN61347-2-13, independent, IP67 Approved.
	Withstand Voltage	I/P-O/P: 3.75KVac , I/P-FG:1.88KVac , O/P-FG:0.5KVac
	Isolation Resistance	I/P-O/P,I/P-FG,O/P-FG:100M ohms / 500Vdc at 25°C
	EMI Conduction & Radiation	Compliance to EN55015,FCC part 15
	Harmonic Current	Compliance to EN61000-3-2 Class C($\geq 75\%$ load),EN61000-3-3
Others	EMS Immunity	Compliance to EN61000-4-2,3,4,5,6,8,11;EN61547,criteria B
	MTBF	120K hours min. MIL-HDBK-217F(25°C)
	Dimension(L x W x H)	300 x 98 x 38.5 mm; 1270g/pcs
Note	1. All specifications not specially mentioned are measured at 230Vac and 25°C ambient temperature. 2. Ripple & Noise are measured at 20MHz bandwidth by using a 12" twisted pair-wire terminated with 0.1uf & 47uf parallel capacitor. 3. Voltage Tolerance: includes line regulation, load regulation and set-up tolerance. 4. THD < 25% at 264Vac, full load.	

Derating Curve




Mechanical Specification





The excellent heat dissipation design of GlacialPower GP-CVM LED driver to ensure high and stable reliability for long-term use.



Very low profile design of aluminum housing –
Quickly transmit the heat from the inside components to the aluminum housing.

Large area of heat dissipation design –
Quickly dissipate the heat from aluminum fins into the surrounding air.